


Zumbach

SWISS PRIME MEASURING SINCE 1957

ECOGAUGE



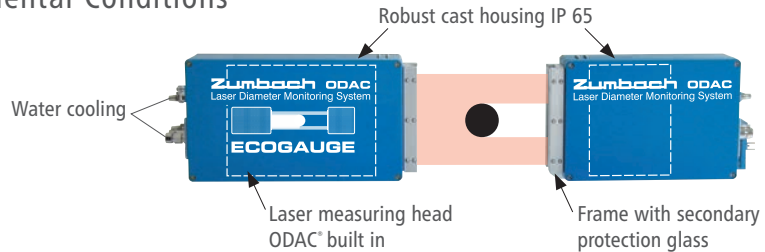
Accurate Low Cost Measurement Solutions
for Harsh Environments

ECOGAUGE SYSTEM EXECUTIONS

The ECOGAUGE family presents an affordable kind of solution for in-line measurement under difficult environmental conditions in processes such as hot rolling, peeling, grinding and other processes. ECOGAUGE systems are comprised of the proven ODAC® laser scanner together with a protection system and an electronic processor unit. Even with vibration or under dusty conditions, the best measuring accuracy is guaranteed thanks to the large measuring field and the high measuring speed. The compact and modular design makes it possible to apply ECOGAUGE as a measurement solution to a wide variety of applications.

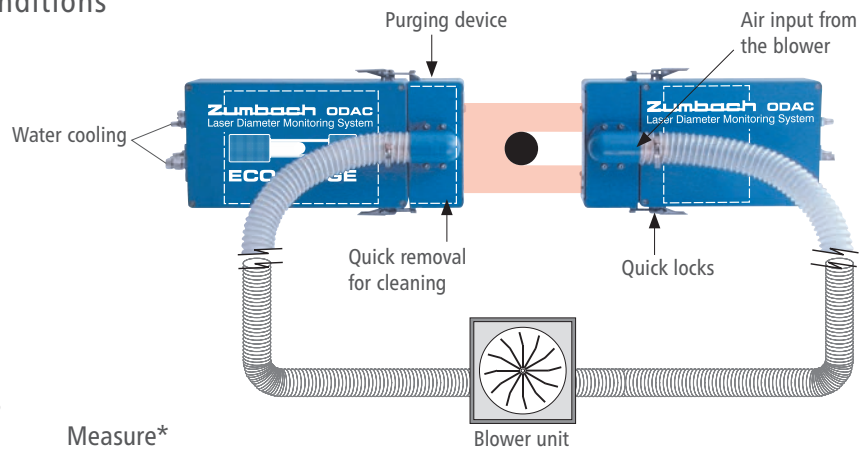
For Medium to Harsh Environmental Conditions

- Oil vapour
- Emulsion
- Peeling/Grinding cuttings
- Dust, general grime



For Harsh Environmental Conditions

- Hot rolling
- Forging
- Continuous casting
- Scale
- Heavy grime



Typical Protection Measures

Conditions	Measure*
- Product temperature = max. 45° C (113° F) - Ambient temperature = 45° C (113° F) - Relatively clean	None
- Product and/or ambient temperature higher than 45° C (113° F) - Relatively clean	Water cooling
- Product temperature higher than 500° C (932° F) - Temperature higher than 45° C (113° F) - Medium grime	Water cooling and optionally air rinsing with blower
- Product temperature higher than 500° C (932° F) - Ambient temperature higher than 45° C (113° F) - Hot rolling environment - High level of grime	Water cooling and air rinsing with blower

* Only typical measures are mentioned. Product dimensions, material, distances etc. have to be known for optimal system composition.

- ▶ The temperature inside the protection housing must not rise above 45° C (113° F)!

CHOICE OF PROCESSOR UNITS



Computer Interface
For direct communication with a higher level to computer, resp. PLC.

- RS = Serial
- DP = Profibus DP
- EN = Ethernet TCP/IP
- PN = Profinet IO
- EI = EtherNet/IP



USYS 20
For numerical display with limit alarm and interface.



USYS 200
For LCD screen display.



USYS IPC 1e/2e
For LCD screen display or where a second measuring head will be connected.

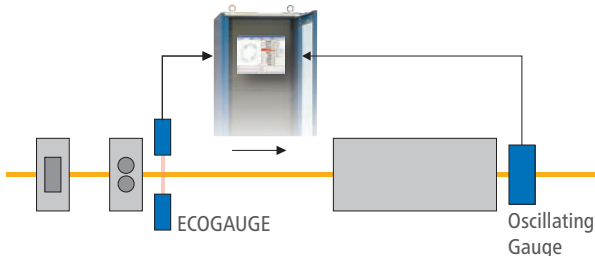


STEELMASTER
For the case where the ECOGAUGE forms part of a MULTIGAUGE system, together with an oscillating or multi-axis system in a rolling mill.

VARIOUS MEASURING SOLUTIONS

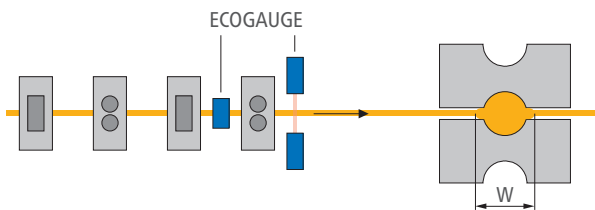
Detection and measurement of under or overfill

When mounted after or between the rolling stands the system instantly recognises, measures and alarms sudden changes in dimension. The orientation of the measuring head depends on the critical dimension that is to be measured. Usually the head is mounted horizontally or vertically. Even very short or sudden changes of dimension e.g. overfill at the end of bars, will be detected.



Measuring position between stands

The ECOGAUGE can be positioned between or after the stands thanks to its compact and robust design. The width (W) or height of the product can therefore be measured continuously. This allows the process to be finely tuned with better speed control. In some circumstances "Loops" can be saved and room savings made.

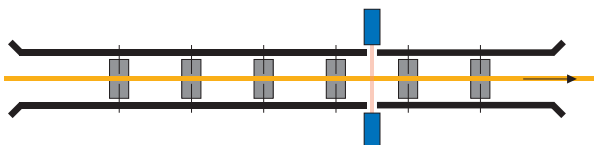


Measurement in the conveyor, cross conveyor, exit of rolling mills etc.

The ECOGAUGE can be mounted in many different positions in a rolling mill for bar and pipe.

A few examples are:

- In the conveyor for bar and pipe products
- In a cross conveyor
- At the exit of the pilger mill
- At the exit of the forging machine
- After the run-out, for final control, sorting etc.



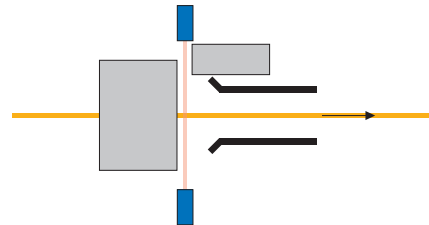
Various, difficult to measure processes and high temperature applications

When the surface is not solid but liquid or flowing and when there are reflections or strands as well as at temperatures up to 2000°C (3632°F), e.g. processes for quartz glass.

For special cases with high levels of grime or high radiant energy large separation distances between the emitter and receiver are available for selection.

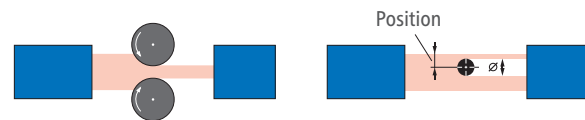
Where access to the product is restricted

Even where machine parts, guides etc. restrict access to the product ECOGAUGE can still be installed. The only condition that has to be fulfilled is that the product is visible over a length of 10mm (.4in.). The emitter and receiver can be positioned on tailor-made supports outside the area restricted by the various objects.



For the measurement of gaps or position

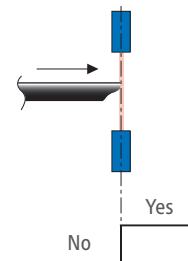
The ECOGAUGE can be applied where a gap or slit instead of a diameter needs to be measured. In addition to diameter information the position of an object within the measuring field can be detected.



Detecting the presence of an object

The measurement signal includes information about the presence of an object in addition to the dimensional and positional data.

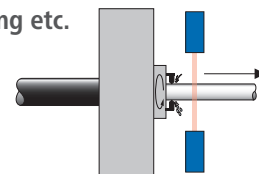
The information can be of general use in the process control or specifically useful for following the progress of material with a further benefit of eliminating the need for other sensors.



For peeling, grinding, polishing etc.

For processes, where large amounts of abrasion, emulsion etc. are present, ECOGAUGE represents an ideal solution.

The air purging assembly is optionally applicable.



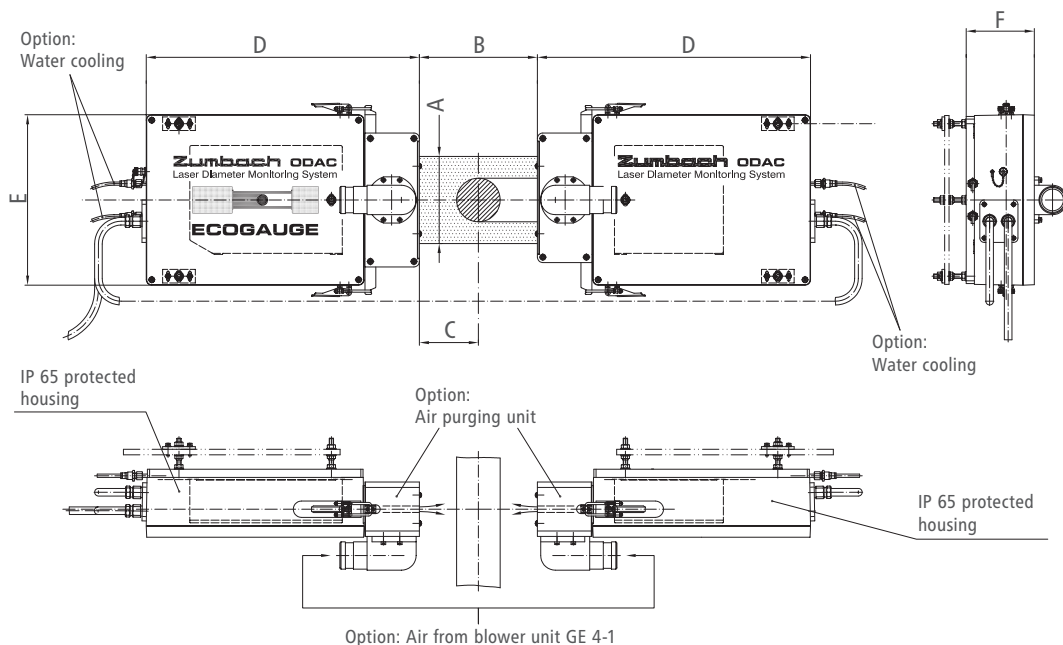
TECHNICAL SPECIFICATIONS

Measuring Head Model	ODAC [®] 160	ODAC [®] 310	ODAC [®] 550
Measuring field	160 mm (6.3 in.)	310 mm (12.2 in.)	550 mm (21.65 in.)
Distance between emitter and measured object	See distance C (below drawing)		
Min. object diameter	0.5 mm (.02 in.)	1 mm (.04 in.)	2 mm (.08 in.)
Repeatability (3σ)* (Averaging time)	1.0 μm (.000039 in.), 0.1 s 0.5 μm (.000020 in.), 1 s	2.5 μm (.000010 in.), 0.1 s 1.2 μm (.000048 in.), 1 s	8 μm (.00032 in.), 0.1 s 5 μm (.00020 in.), 1 s
Scanning frequency	1000 scans/s (optional 2000)		
Light source	VLD (Visible Laser diode) 650 nm	HeNe laser	
Laser class	2		
Type of protection	IP 65		
Power supply	Supplied by the processor (24 VDC)	100/240 VAC, 47...63 Hz, 20 VA	

* These data are reached under laboratory conditions. Unstable air layerings in the measuring zone, e.g. by means of ascending heat, may affect these repeatability data.

Protection System		
Emitter / receiver housings	Aluminium casting, type of protection IP 65	Ask for detailed data sheet
Temperature inside the housings	Max. 45° C (113° F)	
Water cooling (inside the base plate)	Can be connected if necessary	
Water	4-8 bar, max. 10l/min., max. 30° C (86° F)	Ask for detailed data sheet
Air rinsing	Optionally fixable with quick locks	
Air inlets	Nuzzle, ø 50 mm (1.97 in.)	Ask for detailed data sheet
Blower / Filter	Model GE 4-1, 250 W, 200 m ³ /h	

Dimensions	mm	Inches	mm	Inches	mm	Inches
See below drawing	A:	160	(6.3)	A:	310	(12.2)
	B:	216	(8.5)	B:	632	(24.9)
		466	(18.4)		882	(34.7)
		716	(28.2)		1132	(44.6)
	C:	B/2		C:	B/2	
	D:	506	(20.0)	D:	729	(28.7)
	E:	313	(12.3)	E:	600	(23.6)
	F:	125	(4.9)	F:	220	(8.7)



► For further information, ask for the detailed data sheets.

• Technical specifications are subject to change without notice.

WORLDWIDE CUSTOMER SERVICE AND SALES OFFICES

Headquarters:

Zumbach Electronic AG
PO Box
CH-2552 Orpund
SWITZERLAND
Tel.: +41 (0)32 356 04 00
sales@zumbach.ch

BENELUX, sales@zumbach.be
CHINA P.R., sales@zumbach.com.cn
CZECH REPUBLIC, jvorlicek@zumbach.cz
FRANCE, ventes@zumbach.com.fr
GERMANY, verkauf@zumbach.de

INDIA, sales@zumbachindia.com
ITALY, zumit@zumbach.it
SPAIN, gestion@zumbach.es
TAIWAN, info@zumbach.tw
UK, sales@zumbach.co.uk

North American Headquarters:

Zumbach Electronics Corp.
140 Kisco Avenue
Mount Kisco, NY 10549-1407
Phone +1 914 241 7080
USA
sales@zumbach.com

