Screw connection system SRK | SSL

Proven – Safe – Reliable

CONTA-CLIP offers an innovative line of feed-through and protective-earth terminals featuring the proven screw-connection system for the smallest cross-sections ranging from 0.08 mm^2 to 10 mm^2. The screw-connection mechanism is easy to operate and can be used to establish a quick, safe connection using solid and finely stranded wires with or without wire-end ferrules. The protective-earth terminals feature a PE foot contact that is snapped on without screws, ensuring mechanical and electrical safety.
Our well-designed line of accessories allows you to significantly reduce your installation and storage costs. Potential voltages is muddled, the **SQI** pluggable cross connection system is used to connect together terminals along the rail. All of the insulating materials used in this product line are free of pollutants. They also comply with flammability class V0 (self-extinguishing) according to UL 94.

The basic feed-through and protective-earth terminals are certified as standard Atex and can thus be used in explosive-risk EEx e. zones.*[1]



*[1] Starting 2011

Screw connection system SRK | SSL

Features

a The connection | Secure contact

The clamping yoke transmits pressure from the screw to clamp the conductor against the busbar. The required contact force is generated by the torque applied to the screw.

- Rising clamp design
- High contact force and contact security | Minimal contact resistance
- Clear separation of electrical and mechanical functions
- Clamping yoke made from hardened steel: galvanized, chrome-plated and additionally thick-film passivated
- The busbars are made from copper with surface coating (tin)
- Resistant to vibration and maintenance-free
- Corrosion-free
- Low voltage drop
- Compact shape
- Foot base can be snapped on TS 35 DIN rail



c Pluggable cross-connection options

Distributing potentials with the pluggable **SQI** cross-connection system is quick and easy.
Two cross-connection channels allow two voltages to be fed across when working with the standard terminals with rated cross-sections of 2.5 mm², 4 mm², 6 mm² and 10 mm².

- Available in 2 to 10 and 30 poles
- Simple to insert and thus quicker to install
- No insulation plate or partition plate is required between a neighbouring cross-connection, since the **SQI** has a touch-safe protective design
- Cross-connection can carry the full rated current and voltage of the corresponding terminal block
- Individual terminals can be skipped over by breaking out contact pins in the cross-connector

Feature
The **SRK 2.5** to **SRK 10** feed-through terminals have a rail adapter built in to the lower part of the terminal housing. This allows the cable shield from a control or data line to be connected in addition to the individual wires.

b Easy and safe to wire with an established connection system

The screw-connection mechanism is easy to operate and can be used to establish a quick, safe connection using solid and finely stranded wires with or without wire-end ferrules.

- Simple and self-explanatory usage
- Can be used around the world
- A connection mechanism that has proven itself in millions of applications
- Generous wire-entry geometry
- Connection of multiple wires is possible
- PE foot contact on both sides – can be snapped on (no screws) to TS 35x7.5 and TS 35x15 rails.



d Housing insulation material

- Polyamide PA6.6 UL 94, flamm. class V0, self-extinguishing without burning drops
- Free of hazardous materials such as halogen or phosphor
- Creepage resistance: CTI 600
- Operating temperature from -40°C to +120°C

e Marking options

The standard terminals feature four labelling channels. They can be fitted with four **PMC SB** labelling tags or two **PMC BSTR** tags.

Screw connection system SRK | SSL

An overview of the advantages

Compact with identical shapes

The external size and shape are identical for the **SRK** feed-through terminal and the **SSL** PE terminal in the cross-sections 2.5 mm², 4 mm², 6 mm² and 10 mm². Identical end plates and partition plates can thus be used. The width (pitch) of the terminal blocks is 2.5 mm² (5 mm), 4 mm² (6 mm), 6 mm² (8 mm) and 10 mm² (10 mm). Despite their small size, the **SRK** feed-through terminals and the **SSL** PE terminals have a rated voltage range of up to 1000 V.

Large wire-entry bay and connection space

The wire-entry bay is very spacious – this permits quick wiring of solid or finely stranded wires, with or without wire-end ferrules. The rated cross-sections specified in our documentation correspond to a connection with stranded wires using wire-end ferrules. It is also possible to use solid wires up to the next larger cross-section size.

Security and stability

The insulated terminal housing with its special foot shape guarantees a convenient snap-on to the rail and a secure mount (on TS 35x7.5 and TS 35x15 according to EN 60715). Metal parts – including screws, clamping yoke, busbars, and PE foot – are securely mounted within the terminal housing. In addition, the screws are held captive from above by a screw brake mechanism. The PE terminals (**SSL 2.5** to **SSL 10**) make an electrical and mechanical connection to both sides of the rail. It can be snapped on to the rail with no need for screws and offers a maximum of mechanical and electrical security.



Cross-connection system

The standard feed-though terminals in 2.5 mm², 4 mm², 6 mm² and 10 mm² feature two cross-connection channels. So the two-pole **SQI.../2** cross-connectors can be used to connect any number of terminals with each other.



Distributing potentials

The **SQI** cross-connectors are available from 2 to 10 poles and with 30 poles. Two cross-connection channels allow two voltages to be fed across when working with the standard terminals with rated cross-sections of 2.5 mm², 4 mm², 6 mm² and 10 mm².
It is possible to shorten the **SQI** cross-connection with a cutting tool. The **SQI** system allows you to maintain touch-protection safety by covering the cut (uninsulated) end with a **SQIK** insulation cap.

Screw connection system SRK | SSL

An overview of the advantages

Skip-over bridging

It is possible to skip over terminal blocks by breaking out individual contact poles. You can mark these contact elements using the plastic insulation of the cross-connector.



Power feed with small cross-sections

Screw terminals with larger cross-sections and standard cross-connectors can connect to a single terminal of the next size up for the power feed-in. The **SQI** cross-connection system can carry the rated voltage and rated current.



Easy to service

The 30-pole **SQI** cross-connector features a numbered scale which allows the user to easily count off the number of required poles.

Labelling

High-quality, quick and concise labelling is possible when using the **PMC SB, PMC BSTR** or **MC** labelling systems. The standard terminals feature up to four labelling channels.



A comprehensive line of accessories

is available starting at page 264.

- DIN rails
- Mechanical attachment | end stop
- Group marker holders
- End plates | Visual separation
- Cross-connections (Potential distribution)
- Covers

Feed-through terminals SRK | Protective earth terminals SSL

Screw connection system	SRK 2.5/2A	SRK 2.5/2A SAS	SSL 2.5/2A
	 M 2.5	 M 2.5	 M 2.5

- Foot can be snapped on TS 35 DIN rail
- Housing made from polyamide 6.6 UL 94-V0

Connection diagram			
	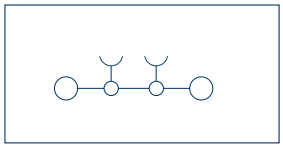	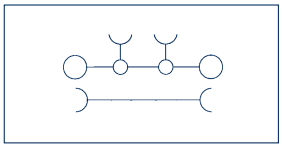	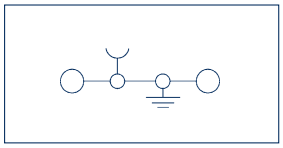
	Feed-through terminal 2 connections	Feed-through terminal, 2 connections with screen connection rail	Protective earth terminal 2 connections

Connection type	Screw connection			Screw connection		Screw connection		
Size (L x W x H), mm with TS 35 x 7.5 mm	48 x 5 x 47			62.5 x 5 x 47		48 x 5 x 47		
Type			**Qty.**		**Qty.**			**Qty.**
Type colour	SRK 2.5/2A BG			SRK 2.5/2A SAS BG		SSL 2.5/2A GNYE		
Cat. no.	**17100.2**		100	**17119.2**	80	**17103.2**		100
Type colour	SRK 2.5/2A BU			SRK 2.5/2A SAS BU				
Cat. no.	**17100.5**		100	**17119.5**	80			
Type colour								
Cat. no.								
Type colour								
Cat. no.								
Colours available	.2 .5 .3 .1 .4 .6 .7 .8 .9			.2 .5 .3 .1 .4 .6 .7 .8 .9		.2		
Ratings	**IEC***	**CSAus***	**CSA***	**IEC***		**IEC***	**CSAus***	**CSA***
Rated voltage, V	1000	600	600	400				
Rated current, A | Max. current capacity, A	24 | 32	20	20	24 | 32				
Rated wire cross-section, mm² | AWG	2.5 | 22-12			2.5 | 22-12		2.5 | 22-12		
Rated impulse voltage, kV | Contamination degree	8 | 3			8 | 3		8 | 3		
Plug gauge acc. to EN 60 947-1 | Flamm. class acc. to UL 94	A3 | V0			A3 | V0		A3 | V0		
Connection data								
Single wire (solid) | stranded (stranded) mm²	0.2-4 | -			0.2-4 | -		0.2-4 | -		
F. stranded | f. stranded (w/ferrules acc. to DIN 46 228/1) mm²	0.2-4 | 0.2-2.5			0.2-4 | 0.2-2.5		0.2-4 | 0.2-2.5		
Contact wire range, mm²	0.2-4			0.2-4		0.2-4		
Stripping length, mm	10			10		10		
Torque, Nm | Screw	0.4-0.8 | Slotted M 2.5			0.4-0.8 | Slotted M 2.5		0.4-0.8 | Slotted M 2.5		
Special connection, mm				Fast-on 2.8				
Features								
Material of insulated housing | Temperature range	PA 6.6 | -40 to +120°C			PA 6.6 | -40 to +120°C		PA 6.6 | -40 to +120°C		
Number of cross-connection channels |Test pick-off	2 | 1			2 | 1		1 | 1		
Accessories		**Page**	**Qty.**		**Page**	**Qty.**		**Page**	**Qty.**
End plate AP	AP 2.5-10 BG			AP 2.5-10 BG			AP 2.5-10 BG		
Cat. no.	**2001.2**	278	50	**2001.2**	278	50	**2001.2**	278	50
Partition plate TW	TW 2.5-10 BG			TW 2.5-10 BG			TW 2.5-10 BG		
Cat. no.	**2002.2**	316	50	**2002.2**	316	50	**2002.2**	316	50
Insulating cap SQIK for cross-connector	SQIK 2.5-10 YE			SQIK 2.5-10 YE			SQIK 2.5-10 YE		
Cat. no.	**17200.8**	285	20	**17200.8**	285	20	**17200.8**	285	20
Insulated cross-connection SQI 2 poles	SQI 2.5/2 YE			SQI 2.5/2 YE			SQI 2.5/2 YE		
Cat. no.	**17201.8**	284	50	**17201.8**	284	50	**17201.8**	284	50
Insulated cross-connection SQI 3 poles	SQI 2.5/3 YE			SQI 2.5/3 YE			SQI 2.5/3 YE		
Cat. no.	**17202.8**	284	50	**17202.8**	284	50	**17202.8**	284	50
Insulated cross-connection SQI 4 poles	SQI 2.5/4 YE			SQI 2.5/4 YE			SQI 2.5/4 YE		
Cat. no.	**17203.8**	284	20	**17203.8**	284	20	**17203.8**	284	20
Insulated cross-connection SQI 5 poles	SQI 2.5/5 YE			SQI 2.5/5 YE			SQI 2.5/5 YE		
Cat. no.	**17204.8**	284	20	**17204.8**	284	20	**17204.8**	284	20
Insulated cross-connection SQI 6 poles	SQI 2.5/6 YE			SQI 2.5/6 YE			SQI 2.5/6 YE		
Cat. no.	**17205.8**	284	20	**17205.8**	284	20	**17205.8**	284	20
Insulated cross-connection SQI 7 poles	SQI 2.5/7 YE			SQI 2.5/7 YE			SQI 2.5/7 YE		
Cat. no.	**17206.8**	284	20	**17206.8**	284	20	**17206.8**	284	20
Insulated cross-connection SQI 8 poles	SQI 2.5/8 YE			SQI 2.5/8 YE			SQI 2.5/8 YE		
Cat. no.	**17207.8**	284	10	**17207.8**	284	10	**17207.8**	284	10
Insulated cross-connection SQI 9 poles	SQI 2.5/9 YE			SQI 2.5/9 YE			SQI 2.5/9 YE		
Cat. no.	**17208.8**	284	10	**17208.8**	284	10	**17208.8**	284	10
Insulated cross-connection SQI 10 poles	SQI 2.5/10 YE			SQI 2.5/10 YE			SQI 2.5/10 YE		
Cat. no.	**17209.8**	284	10	**17209.8**	284	10	**17209.8**	284	10
Insulated cross-connection SQI 30 poles	SQI 2.5/30 YE			SQI 2.5/30 YE			SQI 2.5/30 YE		
Cat. no.	**17210.8**	284	5	**17210.8**	284	5	**17210.8**	284	5
End stop ES	ES 35/K/ST BG			ES 35/K/ST BG			ES 35/K/ST BG		
Cat. no.	**2828.0**	274	50	**2828.0**	274	50	**2828.0**	274	50
Screwdriver SDB	SDB 0.5x3,0			SDB 0.5x3,0			SDB 0.5x3,0		
Cat. no.	**1085.0**	422	1	**1085.0**	422	1	**1085.0**	422	1
Quick marking PMC SB	PMC SB 5/50 WH			PMC SB 5/50 WH			PMC SB 5/50 WH		
Cat. no.	**4600.7**	339	500	**4600.7**	339	500	**4600.7**	339	500

More accessories starting on page 264.
*Approval applied for!

SRK 4/2A

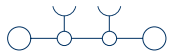

Feed-through terminal
2 connections

Screw connection
48 x 6 x 47

	Qty.
SRK 4/2A BG **17104.2**	100
SRK 4/2A BU **17104.5**	100

(2) (5) (3) (1) (4) (6) (7) (8) (9)

IEC*	CSAus*	CSA*
1000	600	600
32 | 41	30	40
4 | 22-11		
8 | 3		
A4 | V0		
0.2-6 | -		
0.2-6 | 0.2-4		
0.2-6		
10		
0.5-1.0 | Slotted M 3		
PA 6.6 | -40 to +120°C		
2 | 1		

	Page	Qty.
AP 2.5-10 BG **2001.2**	278	50
TW 2.5-10 BG **2002.2**	316	50
SQIK 2.5-10 YE **17200.8**	285	20
SQI 4/2 YE **17211.8**	284	50
SQI 4/3 YE **17212.8**	284	50
SQI 4/4 YE **17213.8**	284	20
SQI 4/5 YE **17214.8**	284	20
SQI 4/6 YE **17215.8**	284	20
SQI 4/7 YE **17216.8**	284	20
SQI 4/8 YE **17217.8**	284	10
SQI 4/9 YE **17218.8**	284	10
SQI 4/10 YE **17219.8**	284	10
SQI 4/30 YE **17220.8**	284	5
ES 35/K/ST BG **2828.0**	274	50
SDB 0.6x3.5 **1086.0**	422	1
PMC SB 6/50 WH **4702.7**	340	500

SRK 4/2A SAS



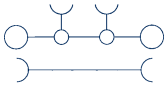

Feed-through terminal, 2 connections
with screen connection rail

Screw connection
62.5 x 6 x 47

	Qty.
SRK 4/2A SAS BG **17116.2**	80
SRK 4/2A SAS BU **17116.5**	80

(2) (5) (3) (1) (4) (6) (7) (8) (9)

IEC*
400
32 | 41
4 | 22-11
8 | 3
A4 | V0
0.2-6 | -
0.2-6 | 0.2-4
0.2-6
10
0.5-1.0 | Slotted M 3
Fast-on 2.8
PA 6.6 | -40 to +120°C
2 | 1

	Page	Qty.
AP 2.5-10 BG **2001.2**	278	50
TW 2.5-10 BG **2002.2**	316	50
SQIK 2.5-10 YE **17200.8**	285	50
SQI 4/2 YE **17211.8**	284	50
SQI 4/3 YE **17212.8**	284	20
SQI 4/4 YE **17213.8**	284	20
SQI 4/5 YE **17214.8**	284	20
SQI 4/6 YE **17215.8**	284	20
SQI 4/7 YE **17216.8**	284	10
SQI 4/8 YE **17217.8**	284	10
SQI 4/9 YE **17218.8**	284	10
SQI 4/10 YE **17219.8**	284	10
SQI 4/30 YE **17220.8**	284	5
ES 35/K/ST BG **2828.0**	274	50
SDB 0.6x3.5 **1086.0**	422	1
PMC SB 6/50 WH **4702.7**	340	500

SSL 4/2A

PE terminal
2 connections

Screw connection
48 x 6 x 47

	Qty.
SSL 4/2A GNYE **17107.2**	100

(2)

IEC*	CSAus*	CSA*
4 | 22-11		
8 | 3		
A4 | V0		
0.2-6 | -		
0.2-6 | 0.2-4		
0.2-6		
10		
0.5-1.0 | Slotted M 3		
PA 6.6 | -40 to +120°C		
1 | 1		

	Page	Qty.
AP 2.5-10 BG **2001.2**	278	50
TW 2.5-10 BG **2002.2**	316	50
SQIK 2.5-10 YE **17200.8**	285	50
SQI 4/2 YE **17211.8**	284	50
SQI 4/3 YE **17212.8**	284	20
SQI 4/4 YE **17213.8**	284	20
SQI 4/5 YE **17214.8**	284	20
SQI 4/6 YE **17215.8**	284	20
SQI 4/7 YE **17216.8**	284	10
SQI 4/8 YE **17217.8**	284	10
SQI 4/9 YE **17218.8**	284	10
SQI 4/10 YE **17219.8**	284	10
SQI 4/30 YE **17220.8**	284	5
ES 35/K/ST BG **2828.0**	274	50
SDB 0.6x3.5 **1086.0**	422	1
PMC SB 6/50 WH **4702.7**	340	500

Feed-through terminals SRK | Protective earth terminals SSL

Screw connection system	SRK 6/2A	SRK 6/2A SAS	SSL 6/2A
	 M 3,5	 M 3,5	 M 3,5
• Foot can be snapped on TS 35 DIN rail • Housing made from polyamide 6.6 UL 94-V0			
Connection diagram	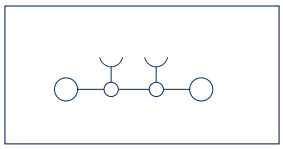	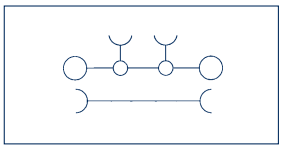	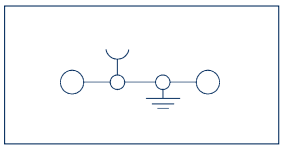
	Feed-through terminal 2 connections	Feed-through terminal, 2 connections with shield connection rail	PE terminal 2 connections

Connection type	Screw connection		Screw connection		Screw connection	
Size (L x W x H), mm with TS 35 x 7.5 mm	48 x 8 x 47		62.5 x 8 x 47		48 x 8 x 47	
Type		**Qty.**		**Qty.**		**Qty.**
Type colour	SRK 6/2A BG		SRK 6/2A SAS BG		SSL 6/2A GNYE	
Cat. no.	**17108.2**	100	**17117.2**	80	**17111.2**	100
Type colour	SRK 6/2A BU		SRK 6/2A SAS BU			
Cat. no.	**17108.5**	100	**17117.5**	80		
Type colour						
Cat. no.						
Type colour						
Cat. no.						
Colours available	.2 .5 .3 .1 .4 .6 .7 .8 .9		.2 .5 .3 .1 .4 .6 .7 .8 .9		.2	
Ratings	**IEC***	**CSAus*** / **CSA***	**IEC***		**IEC***	**CSAus*** / **CSA***
Rated voltage, V	1000	600 / 600	320			
Rated current, A | Max. current capacity, A	41 | 57	50 / 55	41 | 57			
Rated wire cross-section, mm² | AWG	10 | 22-8		10 | 22-8		10 | 22-8	
Rated impulse voltage, kV | Contamination degree	6 | 3		6 | 3		6 | 3	
Plug gauge acc. to EN 60 947-1 | Flamm. class acc. to UL 94	A5 | V0		A5 | V0		A5 | V0	
Connection data						
Single wire (solid) | stranded (stranded) mm²	0.2-10 | 0.2-10		0.2-10 | 0.2-10		0.2-10 | 0.2-10	
F. stranded | f. stranded (w/ferrules acc. to DIN 46 228/1) mm²	0.2-10 | 0.2-6		0.2-10 | 0.2-6		0.2-10 | 0.2-6	
Contact wire range, mm²	0.2-10		0.2-10		0.2-10	
Stripping length, mm	10		10		10	
Torque, Nm | Screw	1.2-2.0 | Slotted M 3,5		1.2-2.0 | Slotted M 3,5		1.2-2.0 | Slotted M 3,5	
Special connection, mm			Fast-on 2.8			
Features						
Material of insulated housing | Temperature range	PA 6.6 | -40 to +120°C		PA 6.6 | -40 to +120°C		PA 6.6 | -40 to +120°C	
Number of cross-connection channels |Test pick-off	2 | 1		2 | 1		1 | 1	
Accessories		**Page** / **Qty.**		**Page** / **Qty.**		**Page** / **Qty.**
End plate AP	AP 2.5-10 BG		AP 2.5-10 BG		AP 2.5-10 GN	
Cat. no.	**2001.2**	278 / 50	**2001.2**	278 / 50	**2001.2**	278 / 50
Partition plate TW	TW 2.5-10 BG		TW 2.5-10 BG		TW 2.5-10 BG	
Cat. no.	**2002.2**	316 / 50	**2002.2**	316 / 50	**2002.2**	316 / 50
Insulating cap SQIK for cross-connector	SQIK 2.5-10 YE		SQIK 2.5-10 YE		SQIK 2.5-10 YE	
Cat. no.	**17200.8**	285 / 20	**17200.8**	285 / 20	**17200.8**	285 / 20
Insulated cross-connection SQI	SQI 6/2 YE		SQI 6/2 YE		SQI 6/2 YE	
Cat. no. 2 poles	**17221.8**	284 / 50	**17221.8**	284 / 50	**17221.8**	284 / 50
Insulated cross-connection SQI	SQI 6/3 YE		SQI 6/3 YE		SQI 6/3 YE	
Cat. no. 3 poles	**17222.8**	284 / 50	**17222.8**	284 / 50	**17222.8**	284 / 50
Insulated cross-connection SQI	SQI 6/4 YE		SQI 6/4 YE		SQI 6/4 YE	
Cat. no. 4 poles	**17223.8**	284 / 20	**17223.8**	284 / 20	**17223.8**	284 / 20
Insulated cross-connection SQI	SQI 6/5 YE		SQI 6/5 YE		SQI 6/5 YE	
Cat. no. 5 poles	**17224.8**	284 / 20	**17224.8**	284 / 20	**17224.8**	284 / 20
Insulated cross-connection SQI	SQI 6/6 YE		SQI 6/6 YE		SQI 6/6 YE	
Cat. no. 6 poles	**17225.8**	284 / 20	**17225.8**	284 / 20	**17225.8**	284 / 20
Insulated cross-connection SQI	SQI 6/7 YE		SQI 6/7 YE		SQI 6/7 YE	
Cat. no. 7 poles	**17226.8**	284 / 20	**17226.8**	284 / 20	**17226.8**	284 / 20
Insulated cross-connection SQI	SQI 6/8 YE		SQI 6/8 YE		SQI 6/8 YE	
Cat. no. 8 poles	**17227.8**	284 / 10	**17227.8**	284 / 10	**17227.8**	284 / 10
Insulated cross-connection SQI	SQI 6/9 YE		SQI 6/9 YE		SQI 6/9 YE	
Cat. no. 9 poles	**17228.8**	284 / 10	**17228.8**	284 / 10	**17228.8**	284 / 10
Insulated cross-connection SQI	SQI 6/10 YE		SQI 6/10 YE		SQI 6/10 YE	
Cat. no. 10 poles	**17229.8**	284 / 10	**17229.8**	284 / 10	**17229.8**	284 / 10
Insulated cross-connection SQI	SQI 6/30 YE		SQI 6/30 YE		SQI 6/30 YE	
Cat. no. 30 poles	**17230.8**	284 / 5	**17230.8**	284 / 5	**17230.8**	284 / 5
End stop ES	ES 35/K/ST BG		ES 35/K/ST BG		ES 35/K/ST BG	
Cat. no.	**2828.0**	274 / 50	**2828.0**	274 / 50	**2828.0**	274 / 50
Screwdriver SDB	SDB 0,8x4,0		SDB 0,8x4,0		SDB 0,8x4,0	
Cat. no.	**1087.0**	422 / 1	**1087.0**	422 / 1	**1087.0**	422 / 1
Quick marking PMC SB	PMC SB 8/40 WH		PMC SB 8/40 WH		PMC SB 8/40 WH	
Cat. no.	**9323.7**	342 / 400	**9323.7**	342 / 400	**9323.7**	342 / 400

More accessories starting on page 264.
*Approval applied for!

SRK 10/2A	SRK 10/2A SAS	SSL 10/2A		
M 4	M 4	 M 4		
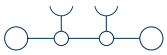	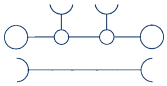			
Feed-through terminal 2 connections	Feed-through terminal, 2 connections with shield connection rail	PE terminal 2 connections		
Screw connection	**Screw connection**	**Screw connection**		
48 x 10 x 47	62.5 x 10 x 47	48 x 10 x 47		
Qty.	**Qty.**	**Qty.**		
SRK 10/2A BG **17112.2** 100	SRK 10/2A SAS BG **17118.2** 80	SSL 10/2A GNYE **17115.2** 100		
SRK 10/2A BU **17112.5** 100	SRK 10/2A SAS BU **17118.5** 80			
2 5 3 1 4 6 7 8 9	2 5 3 1 4 6 7 8 9	2		
IEC* CSAus* CSA*	**IEC***	**IEC* CSAus* CSA***		
1000 600 600	250			
57 | 76 65 85	57 | 76			
16 | 10-6	16 | 10-6	16 | 10-6		
8 | 3	8 | 3	8 | 3		
B7 | V2	B7 | V2	B7 | V2		
0.2-16 | 0.2-16	0.2-16 | 0.2-16	0.2-16 | 0.2-16		
0.2-16 | 0.2-10	0.2-16 | 0.2-10	0.2-16 | 0.2-10		
0,6-16	0,6-16	0,6-16		
10	10	10		
2.0-4.0 | Slotted M 4	2.0-4.0 | Slotted M 4 Fast-on 2.8	2.0-4.0 | Slotted M 4		
PA 6.6 | -40 to +120°C	PA 6.6 | -40 to +120°C	PA 6.6 | -40 to +120°C		
2 | 1	2 | 1	1 | 1		
Page Qty.	**Page Qty.**	**Page Qty.**		
AP 2.5-10 BG **2001.2** 278 50	AP 2.5-10 BG **2001.2** 278 50	AP 2.5-10 GN **2001.1** 278 50		
TW 2.5-10 BG **2002.2** 316 50	TW 2.5-10 BG **2002.2** 316 50	TW 2.5-10 BG **2002.2** 316 50		
SQIK 2.5-10 YE **17200.8** 285 20	SQIK 2.5-10 YE **17200.8** 285 50	SQIK 2.5-10 YE **17200.8** 285 50		
SQI 10/2 YE **17231.8** 285 50	SQI 10/2 YE **17231.8** 285 50	SQI 10/2 YE **17231.8** 285 50		
SQI 10/3 YE **17232.8** 285 50	SQI 10/3 YE **17232.8** 285 20	SQI 10/3 YE **17232.8** 285 20		
SQI 10/4 YE **17233.8** 285 20	SQI 10/4 YE **17233.8** 285 20	SQI 10/4 YE **17233.8** 285 20		
SQI 10/5 YE **17234.8** 285 20	SQI 10/5 YE **17234.8** 285 20	SQI 10/5 YE **17234.8** 285 20		
SQI 10/6 YE **17235.8** 285 20	SQI 10/6 YE **17235.8** 285 20	SQI 10/6 YE **17235.8** 285 20		
SQI 10/7 YE **17236.8** 285 20	SQI 10/7 YE **17236.8** 285 10	SQI 10/7 YE **17236.8** 285 10		
SQI 10/8 YE **17237.8** 285 10	SQI 10/8 YE **17237.8** 285 10	SQI 10/8 YE **17237.8** 285 10		
SQI 10/9 YE **17238.8** 285 10	SQI 10/9 YE **17238.8** 285 10	SQI 10/9 YE **17238.8** 285 10		
SQI 10/10 YE **17239.8** 285 10	SQI 10/10 YE **17239.8** 285 10	SQI 10/10 YE **17239.8** 285 10		
SQI 10/30 YE **17240.8** 285 5	SQI 10/30 YE **17240.8** 285 5	SQI 10/30 YE **17240.8** 285 5		
ES 35/K/ST BG **2828.0** 274 50	ES 35/K/ST BG **2828.0** 274 50	ES 35/K/ST BG **2828.0** 274 50		
SDB 0,8x4,0 **1087.0** 422 1	SDB 0,8x4,0 **1087.0** 422 1	SDB 0,8x4,0 **1087.0** 42 1		
PMC SB 8/50 WH **9323.7** 339 500	PMC SB 8/50 WH **9323.7** 339 500	PMC SB 8/50 WH **9323.7** 339 500		